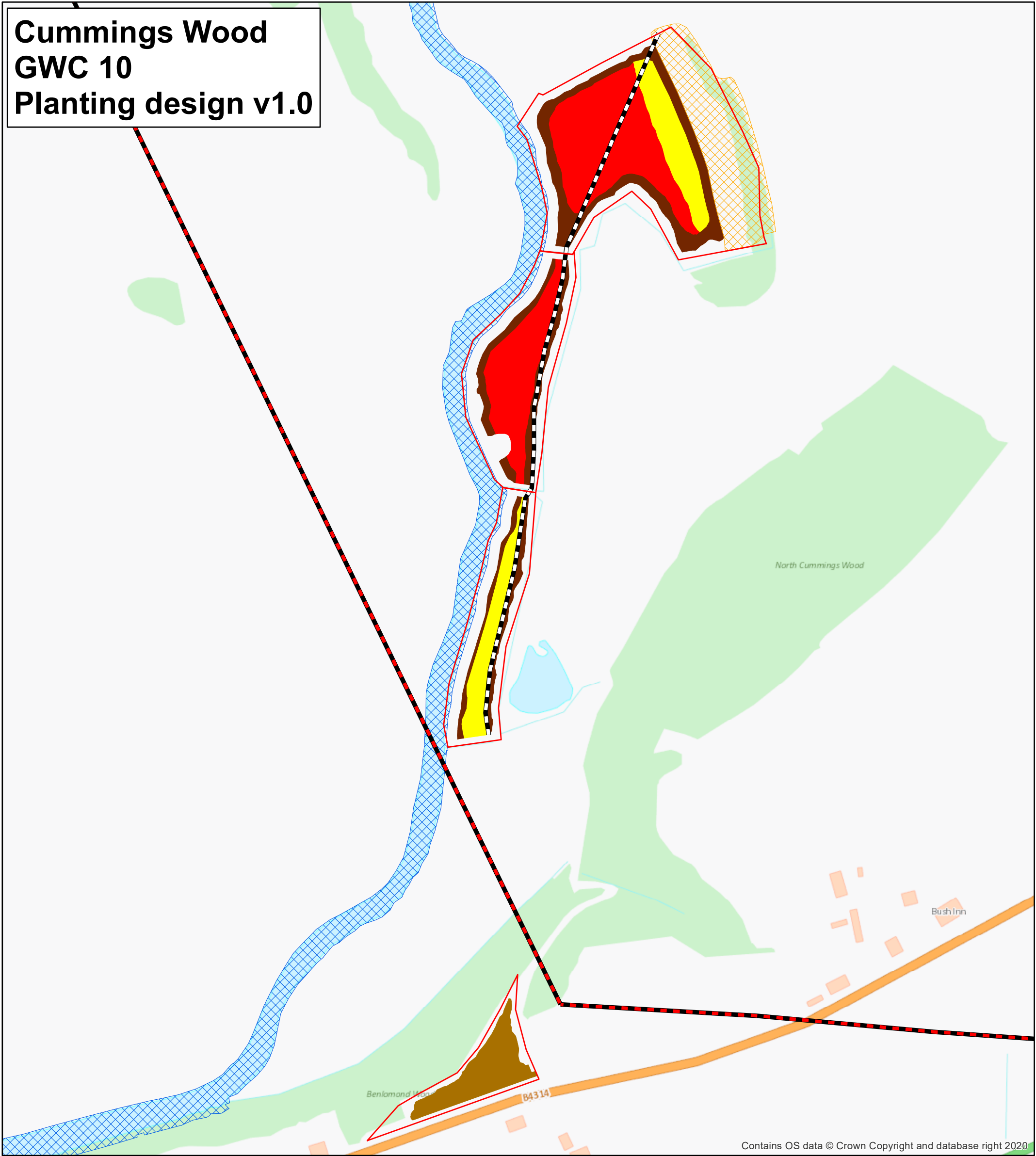











Cummings Wood
GWC 10
Planting design v1.0



Contains OS data © Crown Copyright and database right 2020

-  GWC 10 field parcels
 -  GWC 10 quad track
 -  Powerline
 -  SSSI (R. Cleddau Ddu)
 -  NRW sensitive habitat (Purple moor grass & rush pastures)
- Species**
-  WRC: 50%
 -  NS: 20%
 -  MB 1: 30% (10% CAR, 10% ASP, 10% OK)
 -  MB 2: 100% (30% OK, 30% WCH, 20% ROW, 20% Crab Apple)

**Bronwin & Abbey**
Chartered Foresters and Surveyors

**Brynlllys, 11 High Street
Llandrindod Wells
Powys
LD1 6AG**

**01597 825 900
www.bronwin.co.uk**

 **1:2,750**
When Printed on A3 Paper